

Scaled data based on original data using  
LM-79-08 Approved Method: Electrical and Photometric Measurements of Solid-  
State Lighting Products

Test Report Prepared for  
Cooper Lighting Solutions  
(formerly Eaton)

Brand: McGRAW-EDISON

Report Number: P385605

Luminaire Tested: **GWC-SA1A-830-U-SL4**

Issue Date: 3/3/2020

**Test Information**

Test Method: LM-79-08  
Report Number: P385605  
TEST IS SCALED FROM IESNA LM-79-08 TEST DATA (G2-1903-205-24)  
Test Lab: INNOVATION CENTER  
Issue Date: 3/3/2020  
Manufacturer: COOPER LIGHTING SOLUTIONS (FORMERLY EATON)  
Product Line: MCGRAW-EDISON  
Catalog Number: GWC-SA1A-830-U-SL4  
Description: GALLEON WALL LUMINAIRE  
(1) 80 CRI, 3000K, 615mA LIGHTSQUARE WITH 16 LEDS AND TYPE IV SPILL LIGHT  
ELIMINATOR OPTICS  
Light Source: -  
Ballast/Driver: ELECTRONIC DRIVER

**Summary**

Lumens per Lamp: N/A  
Luminaire Lumens: 3758 lumens  
Efficiency: N/A  
Efficacy: 110.5 lumens/watt  
Luminous Opening: Rectangular (W 0.5' x L: 0.5' x H: 0')  
IES Classification: Type IV - Short  
BUG Rating: B1 - U0 - G2

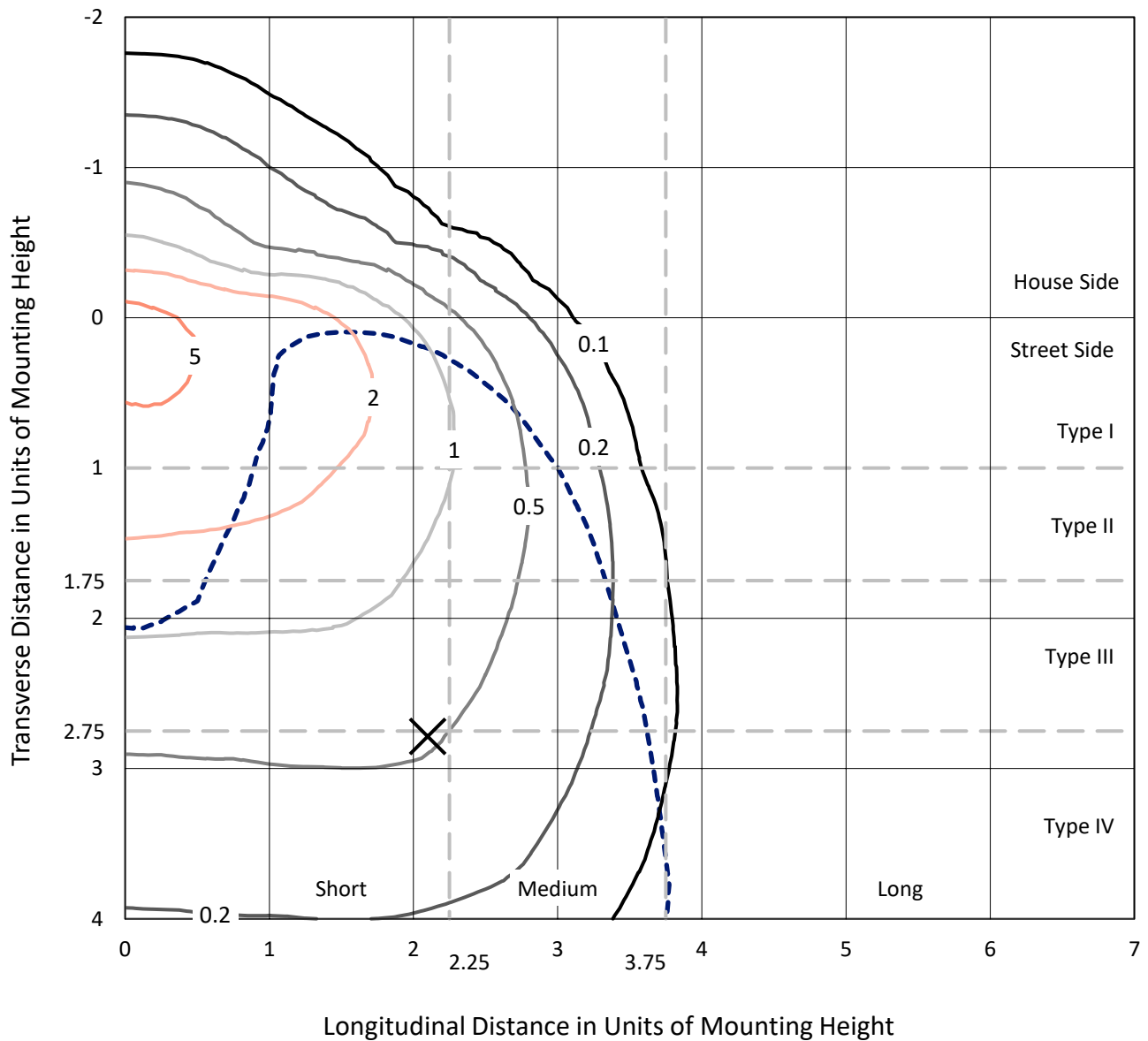
Input Watts (W): 34  
Input Voltage (V): NR  
Input Current (A<sub>in</sub>): NR  
Voltage Rise (V): NR  
Power Factor: NR  
Total Harmonic Distortion (THDi): NR  
Frequency (hertz): 60  
Stabilization Time: NR  
Operation Time: NR  
Ambient Temperature (°C): NR  
Test Distance: 24 FT



REPORT NUMBER: P385605  
 CATALOG NUMBER: GWC-SA1A-830-U-SL4

### Iso-Footcandle Lines of Horizontal Illumination

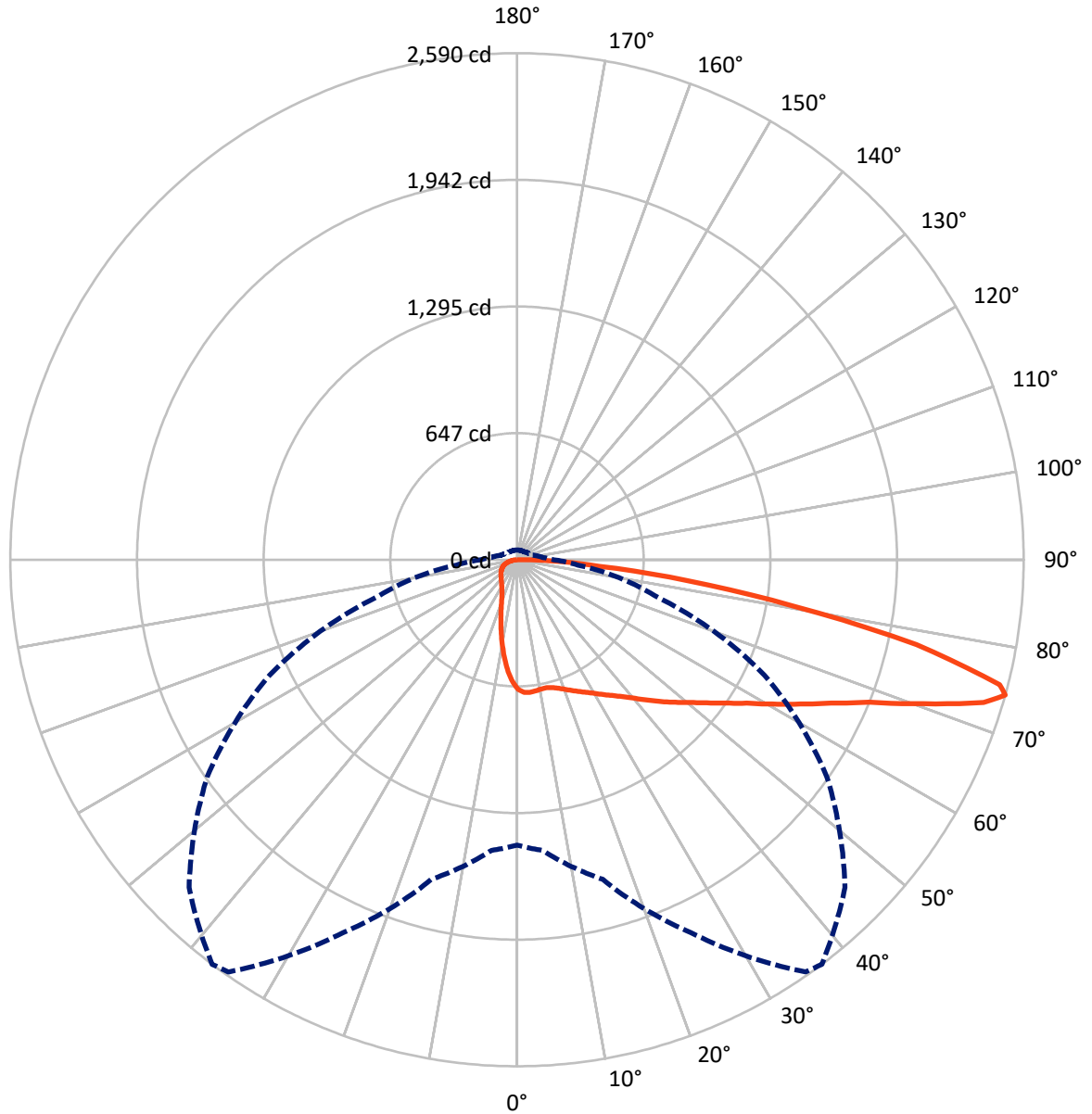
✕ Max cd  
 - - - 1/2 Max cd



Based on 10 foot mounting height. Maximum calculated value = 6.7 fc  
 Type IV - Short - N/A

REPORT NUMBER: P385605  
CATALOG NUMBER: GWC-SA1A-830-U-SL4

### Luminous Intensity Polar Plot



— Vertical Plane Through 37-Deg Lateral    - - - Horizontal Cone Through 74-Deg Vertical

REPORT NUMBER: P385605

CATALOG NUMBER: GWC-SA1A-830-U-SL4

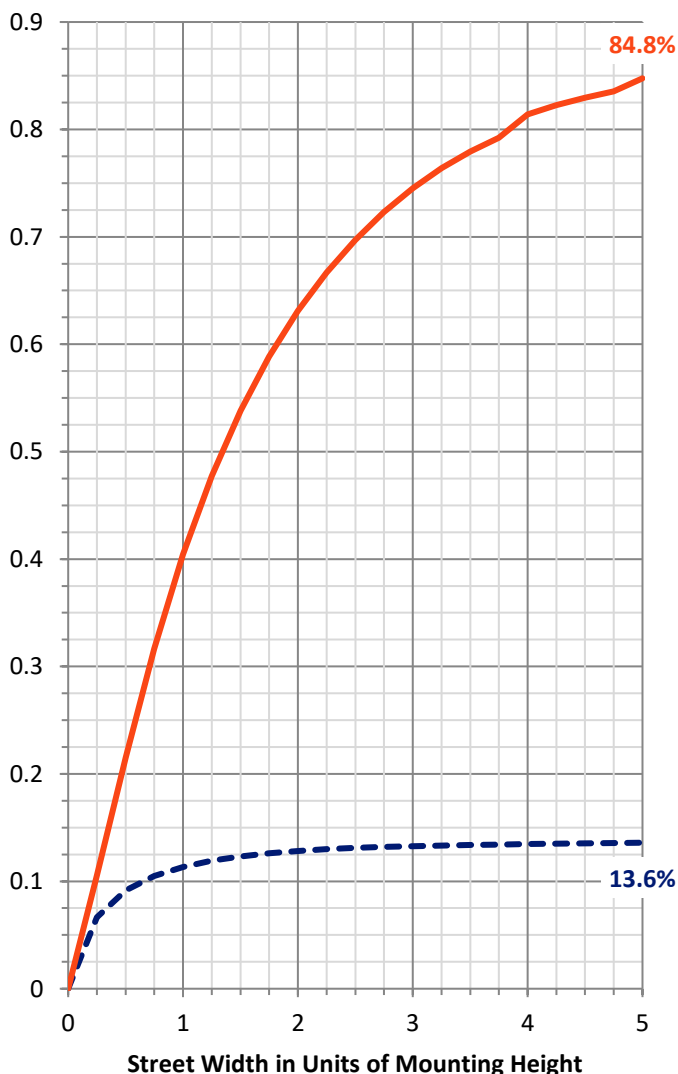
**FLUX DISTRIBUTION:**

		Downward	Upward	Total
<b>House Side</b>	Lumens	517.1	0.0	517.1
	% Fixture	13.8	0.0	13.8
<b>Street Side</b>	Lumens	3240.9	0.0	3240.9
	% Fixture	86.2	0.0	86.2
<b>Total</b>	Lumens	3758.0	0.0	3758.0
	% Fixture	100.0	0.0	100.0

**ZONAL LUMENS:**

Zone	Lumens	% Fixture
0°-10°	58.3	1.6
10°-20°	149.5	4.0
20°-30°	230.3	6.1
30°-40°	334.9	8.9
40°-50°	492.9	13.1
50°-60°	692.2	18.4
60°-70°	876.1	23.3
70°-80°	771.4	20.5
80°-90°	152.5	4.1
90°-100°	0.0	0.0
100°-110°	0.0	0.0
110°-120°	0.0	0.0
120°-130°	0.0	0.0
130°-140°	0.0	0.0
140°-150°	0.0	0.0
150°-160°	0.0	0.0
160°-170°	0.0	0.0
170°-180°	0.0	0.0
0°-90°	3758.0	100.0
0°-180°	3758.0	100.0

**Coefficient of Utilization**



REPORT NUMBER: P385605

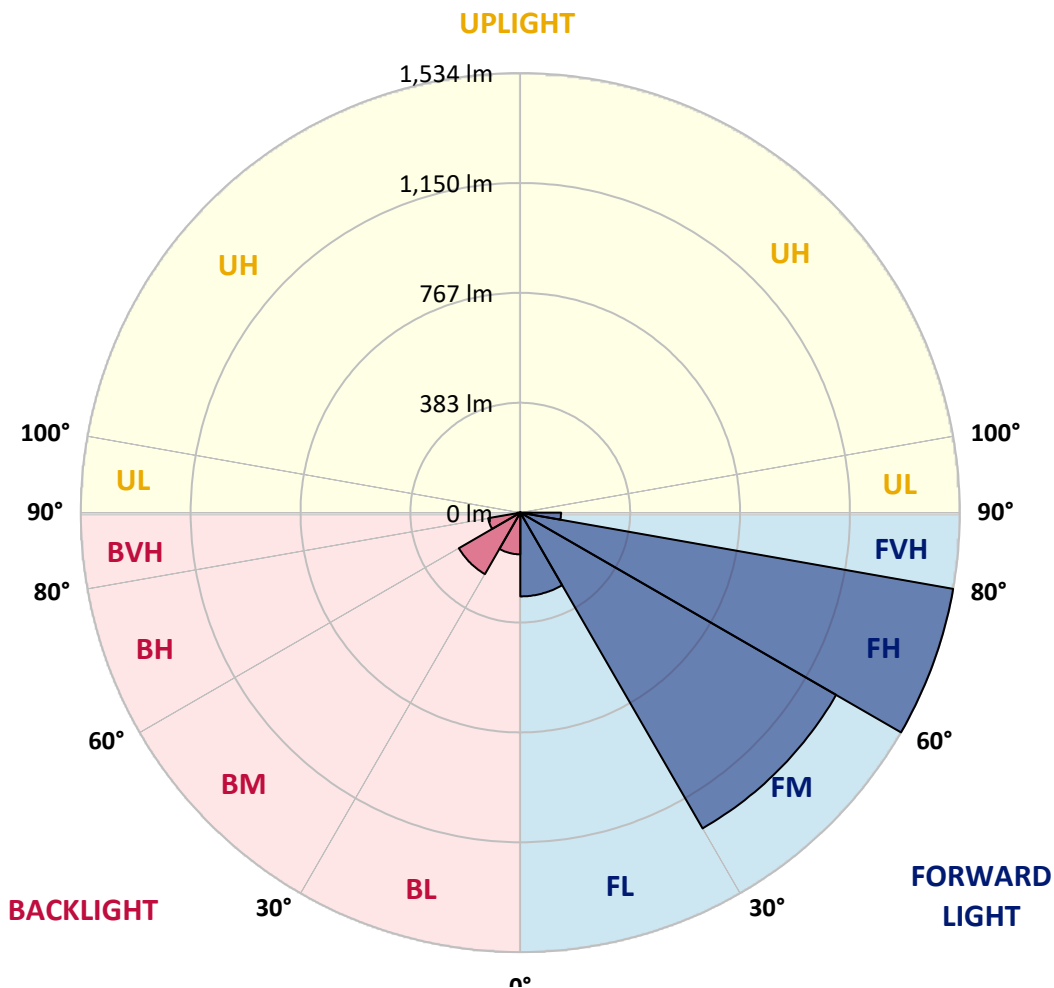
CATALOG NUMBER: GWC-SA1A-830-U-SL4

**LUMINAIRE CLASSIFICATION SYSTEM LUMEN TABLE AND BUG RATING:**

Zone	Lumens	% Fixture	Zone Rating/Lumen Limit		
			B	U	G
FL (0°-30°)	292.4	7.8			
FM (30°-60°)	1272.5	33.9			
FH (60°-80°)	1533.8	40.8			G1/1800
FVH (80°-90°)	142.2	3.8			G2/225
BL (0°-30°)	145.6	3.9	B1/500		
BM (30°-60°)	247.4	6.6	B1/1000		
BH (60°-80°)	113.7	3.0	B1/500		G1/500
BVH (80°-90°)	10.3	0.3			G1/100
UL (90°-100°)	0.0	0.0		U0/0	
UH (100°-180°)	0.0	0.0		U0/0	

**BUG Rating: B1-U0-G2**

Type IV Short





REPORT NUMBER: P385605

CATALOG NUMBER: GWC-SA1A-830-U-SL4

**CANDELA DISTRIBUTION (FULL):**

	0°	5°	15°	25°	35°	37°	45°	55°	65°	75°	85°
0°	662.1	662.1	662.1	662.1	662.1	662.1	662.1	662.1	662.1	662.1	662.1
2.5°	684.8	684.9	684.8	683.7	681.2	679.1	677.4	674.9	669.3	665.1	658.7
5°	691.3	690.5	689.9	688.0	684.0	681.6	678.3	673.5	664.4	655.9	645.6
7.5°	688.2	687.3	686.1	683.7	679.2	677.2	672.6	666.4	655.4	644.3	629.4
10°	678.8	678.6	678.0	677.5	673.7	672.1	667.8	661.2	650.4	636.9	619.5
12.5°	668.4	669.0	671.1	673.9	672.2	671.4	668.8	664.3	653.1	638.6	617.7
15°	661.7	663.6	669.3	676.6	678.0	677.8	677.1	674.2	662.4	646.3	621.9
17.5°	659.5	662.5	673.4	685.4	689.7	690.6	690.9	685.8	672.7	655.7	626.3
20°	663.6	667.4	683.3	699.9	706.6	707.2	706.0	697.2	682.5	663.7	628.7
22.5°	676.0	679.5	699.3	718.0	725.7	726.5	722.9	709.7	692.9	673.3	632.0
25°	700.0	704.2	724.1	742.8	746.7	746.9	741.7	725.3	706.4	686.6	639.1
27.5°	731.2	735.5	753.4	771.6	769.5	768.3	761.3	744.9	724.0	705.0	651.8
30°	766.1	770.7	787.6	800.6	795.6	793.2	787.5	766.3	748.5	730.2	671.3
32.5°	802.1	806.3	821.1	830.0	823.6	822.6	814.0	794.7	780.4	768.6	702.8
35°	839.0	842.0	856.6	861.6	853.2	852.9	850.5	832.8	823.8	829.3	748.6
37.5°	876.7	877.5	890.0	890.2	887.7	888.8	891.3	880.2	882.7	900.0	808.2
40°	910.4	912.5	921.5	924.2	928.6	932.3	944.9	937.6	957.1	987.8	882.3
42.5°	935.2	939.3	953.8	960.9	975.1	980.9	998.6	1005.4	1044.6	1090.6	970.4
45°	956.3	962.6	985.8	1000.5	1024.5	1034.7	1060.1	1082.7	1143.5	1202.2	1063.2
47.5°	979.1	987.1	1016.1	1044.2	1076.7	1088.3	1134.5	1168.4	1249.0	1314.5	1150.7
50°	1012.5	1018.8	1047.1	1091.2	1131.8	1146.6	1210.6	1259.2	1356.2	1421.5	1226.6
52.5°	1059.3	1056.9	1080.9	1142.7	1197.2	1215.5	1291.9	1355.8	1464.9	1518.2	1290.7
55°	1106.3	1102.3	1119.1	1196.5	1273.5	1292.7	1381.3	1452.8	1568.3	1605.3	1339.8
57.5°	1158.6	1151.0	1165.2	1257.3	1360.3	1383.2	1481.6	1555.9	1669.9	1675.7	1371.0
60°	1212.4	1202.2	1218.1	1332.6	1470.6	1497.6	1598.8	1656.6	1765.8	1732.1	1381.1
62.5°	1259.6	1252.4	1276.9	1416.7	1594.9	1624.5	1714.0	1763.5	1860.3	1755.6	1344.8
65°	1300.7	1301.9	1344.3	1511.2	1733.5	1765.1	1846.1	1895.4	1934.7	1741.7	1260.0
67.5°	1349.8	1356.6	1428.9	1635.6	1907.9	1942.6	2038.3	2039.1	1976.2	1660.1	1092.9
70°	1421.5	1435.4	1545.2	1808.3	2156.0	2203.7	2277.5	2123.6	1917.9	1439.1	859.9
72.5°	1485.0	1510.9	1669.0	2005.8	2458.4	2494.5	2417.5	2074.9	1673.9	1078.5	535.7
74°	1459.2	1491.3	1691.5	2103.1	2572.2	2589.5	2370.2	1932.7	1395.6	746.9	311.3
75°	1403.6	1438.5	1658.7	2102.1	2557.8	2548.1	2256.1	1770.3	1149.4	509.4	207.2
77.5°	1132.7	1169.7	1397.6	1801.6	2097.2	2088.1	1733.1	1187.5	503.4	167.1	105.2
80°	658.6	686.8	867.6	1144.1	1414.2	1430.7	1139.8	587.6	198.0	93.9	71.4
82.5°	292.6	312.0	419.1	584.0	853.4	874.7	596.9	307.9	122.3	57.1	42.9
85°	191.9	206.4	254.4	278.1	406.4	421.0	292.2	239.7	80.7	31.4	31.5
87.5°	138.1	152.0	189.0	165.1	186.5	176.6	159.0	221.9	32.4	17.9	10.6
90°	0.0	0.0	0.0	0.0	0.0	0.0	0.0	0.0	0.0	0.0	0.0



REPORT NUMBER: P385605  
 CATALOG NUMBER: GWC-SA1A-830-U-SL4

**CANDELA DISTRIBUTION (continued):**

	90°	95°	105°	115°	125°	135°	145°	155°	165°	175°	180°
0°	662.1	662.1	662.1	662.1	662.1	662.1	662.1	662.1	662.1	662.1	662.1
2.5°	655.9	653.8	649.0	640.0	635.0	630.8	623.8	619.7	617.8	617.7	618.5
5°	639.6	634.7	622.4	607.3	595.3	584.3	570.7	562.5	556.6	553.2	554.1
7.5°	620.7	613.0	593.7	569.6	550.3	529.0	507.9	495.4	485.6	478.3	479.6
10°	607.7	597.1	569.0	534.3	502.1	471.1	442.1	424.8	411.0	400.4	401.2
12.5°	603.4	589.1	550.0	503.7	458.6	416.2	378.3	351.7	337.6	325.5	326.4
15°	604.0	584.8	534.1	476.2	419.4	366.0	320.1	289.0	269.8	261.4	261.6
17.5°	604.6	579.9	517.5	446.6	380.6	319.2	269.3	237.7	219.6	211.9	212.1
20°	602.8	572.0	496.8	412.7	340.1	276.1	227.8	201.1	187.3	181.4	181.4
22.5°	600.6	562.6	473.5	378.7	300.1	238.8	198.2	177.8	169.8	165.9	165.7
25°	601.6	555.6	449.7	343.8	263.3	209.0	178.4	164.9	159.6	157.1	157.0
27.5°	607.3	552.3	427.7	309.0	231.1	186.7	165.2	155.7	152.2	150.6	150.6
30°	617.7	552.3	404.8	279.3	204.4	170.1	155.0	148.5	146.1	145.1	145.1
32.5°	635.7	555.3	382.7	249.9	183.1	157.1	146.5	142.2	140.3	139.8	139.8
35°	666.6	565.6	361.1	222.1	165.9	146.5	138.5	136.0	134.6	134.5	134.9
37.5°	710.2	586.7	340.9	201.6	153.7	137.9	131.7	129.7	128.9	129.6	130.1
40°	765.0	615.3	322.5	183.1	144.4	131.1	125.5	124.2	123.8	124.7	125.5
42.5°	831.2	653.9	307.4	169.7	137.3	125.2	120.2	118.6	118.2	119.3	120.3
45°	902.8	695.5	296.8	159.8	131.7	120.9	115.6	113.8	113.0	113.6	114.8
47.5°	967.9	734.8	292.6	152.8	126.4	117.2	111.5	109.3	108.0	107.8	108.7
50°	1022.9	764.1	294.5	148.5	122.2	113.0	107.5	105.1	103.1	101.9	102.6
52.5°	1062.8	782.5	296.4	146.7	118.9	108.5	103.1	100.9	98.2	96.2	96.2
55°	1091.8	786.7	292.3	145.2	116.4	103.7	98.2	96.1	93.5	91.2	90.9
57.5°	1103.2	774.8	277.1	143.1	114.6	99.0	93.1	91.5	89.2	86.6	86.4
60°	1087.9	738.0	247.7	138.6	112.4	95.2	87.9	86.8	85.8	83.3	83.1
62.5°	1026.2	657.2	209.7	129.5	107.9	91.1	83.1	83.7	83.8	82.1	81.8
65°	914.3	546.3	172.6	117.5	101.1	86.2	78.2	80.7	82.2	81.9	81.5
67.5°	751.8	425.2	146.3	105.0	92.3	79.4	72.9	75.9	77.0	78.0	77.7
70°	558.0	299.8	121.0	91.7	81.5	71.5	66.1	67.5	66.7	67.8	68.2
72.5°	311.1	179.9	98.6	78.5	70.4	62.2	58.4	58.1	56.4	56.4	56.4
74°	186.7	132.0	86.7	70.3	63.7	56.1	52.8	51.6	50.0	50.2	50.0
75°	150.1	113.4	79.6	64.9	58.9	52.6	49.2	47.7	46.5	46.5	46.3
77.5°	94.8	86.2	64.1	51.6	47.1	43.3	41.0	38.9	38.9	38.8	38.7
80°	71.6	68.6	49.9	39.1	36.1	33.2	31.8	30.8	30.8	31.2	31.1
82.5°	49.1	51.6	35.1	27.3	25.8	23.7	23.4	23.6	23.2	22.6	22.5
85°	35.9	38.8	23.7	17.2	15.8	14.4	15.5	16.0	15.4	14.2	13.6
87.5°	13.8	25.4	12.7	7.1	6.6	5.7	6.6	6.9	7.4	5.8	6.0
90°	0.0	0.0	0.0	0.0	0.0	0.0	0.0	0.0	0.0	0.0	0.0



Signify Classified - Internal  
Cooper Lighting Solutions Photometric Lab  
1121 Highway 74 South  
Peachtree City, GA 30269

Scaled Data Report



Report Generated By 670245982

Signify Classified - Internal  
Cooper Lighting Solutions Photometric Lab  
1121 Highway 74 South  
Peachtree City, GA 30269

Scaled Data Report



Signify Classified - Internal  
Cooper Lighting Solutions Photometric Lab  
1121 Highway 74 South  
Peachtree City, GA 30269

Scaled Data Report



Signify Classified - Internal  
Cooper Lighting Solutions Photometric Lab  
1121 Highway 74 South  
Peachtree City, GA 30269

Scaled Data Report



Signify Classified - Internal  
Cooper Lighting Solutions Photometric Lab  
1121 Highway 74 South  
Peachtree City, GA 30269

Scaled Data Report



--- HS — SS

Signify Classified - Internal  
Cooper Lighting Solutions Photometric Lab  
1121 Highway 74 South  
Peachtree City, GA 30269

Scaled Data Report



u

Signify Classified - Internal  
Cooper Lighting Solutions Photometric Lab  
1121 Highway 74 South  
Peachtree City, GA 30269

Scaled Data Report



Signify Classified - Internal  
Cooper Lighting Solutions Photometric Lab  
1121 Highway 74 South  
Peachtree City, GA 30269

Scaled Data Report



(END OF REPORT)